

# **Pydio**

**a powerful file sharing platform**

Carlos Eduardo Ribas  
ribas@ime.usp.br

# Introduction

- Web-based file sync tool
- Formerly known as AjaXplorer
- Open source
- Easy to use
- Works with all modern browsers such as Chrome, Firefox, Safari and IE
- iPhone, iPad and Android apps

# Why Pydio?

- When using dropbox or other proprietary solution we have:
  - Lack of control
    - Files are out of our control.
  - Jeopardized security
    - We do not know how our files are stored and who has access to them.
  - Not always legal
    - The law has to be respected. Sensitive and personal data has to be protected.

# Purpose

- Store NeuroMat's data in a safe environment
- Learn how to use Pydio

# Address of the NeuroMat Server



files.numec.prp.usp.br

# Self-signed certificate



## The site's security certificate is not trusted!

You attempted to reach **files.numec.prp.usp.br**, but the server presented a certificate issued by an entity that is not trusted by your computer's operating system. This may mean that the server has generated its own security credentials, which Chrome cannot rely on for identity information, or an attacker may be trying to intercept your communications.

You should not proceed, **especially** if you have never seen this warning before for this site.

**Proceed anyway**

Back to safety

[Help me understand](#)



## Safari can't verify the identity of the website "files.numec.prp.usp.br".

The certificate for this website is invalid. You might be connecting to a website that is pretending to be "files.numec.prp.usp.br", which could put your confidential information at risk. Would you like to connect to the website anyway?



Show Certificate

Cancel

**Continue**



## Esta conexão não é confiável

Você solicitou que o Firefox conecte-se de forma segura a **files.numec.prp.usp.br**. Porém, não foi possível confirmar a segurança da sua conexão.

Normalmente, quando você tenta conectar-se de forma segura, os sites apresentarão uma identificação confiável para comprovar que você está indo ao lugar certo. Entretanto, a identidade deste site não pôde ser atestada.

### O que devo fazer?

Se você habitualmente conecta-se sem problemas a este site, este erro pode significar que alguém está tentando se passar por ele. Você não deve continuar.

Me tire daqui!

### ► Detalhes técnicos

### ▼ Entendo os riscos


Se você entender o que está acontecendo, pode instruir o Firefox a confiar na identificação deste site. **Mesmo que você confie neste site, este erro pode significar que alguém está interceptando sua conexão.**

Não adicione uma exceção a menos que você saiba que exista uma boa razão para este site não usar uma identificação confiável.


**Adicionar exceção...**


- You can trust this certificate!


# Main page


Workspace  
**NeuroMat**


Workspaces ▾ Usuário NeuroMat 01



 Send ▾

 Download

 Share

 More ▾

All Folders

Shared

Bookmarks

NeuroMat

Recycle Bin


NeuroMat

Recycle Bin

Recycle Bin

> 2014/01/09 17:48

Details



Select a file or folder to see its details here

DROP FILES HERE

Pydio Community - Free non supported version © C. du Jeu 2008-2013 - <http://pydio.io/>

# Preferences

The screenshot shows the Pydio web interface. At the top, the Pydio logo is on the left, and the user 'User Neuro01' is logged in on the right. Below the logo, the 'Workspace' section shows 'My Files'. A toolbar contains buttons for '+', 'Send', 'Download', 'Share', and 'More'. A search bar is on the right. The main content area shows a 'Recycle Bin' folder. On the right side, a 'Details' panel is open, showing a large 'i' icon and the text 'Select a file or folder to see its details here'. A red box highlights the 'Edit Preferences' button in the bottom right corner. A red arrow points from the 'Edit Preferences' button in the user account menu to the 'Edit Preferences' button in the bottom right corner.

pydio

Workspace  
My Files

+ Send Download Share More

Search

All Folders Shared Bookmarks

My Files

Recycle Bin

Recycle Bin  
> 2014/01/17 14:04

Details

My Account  
All Shared Elements  
Change Password  
About  
Log out

**Edit Preferences**

DROP FILES HERE

Pydio Community - Free non supported version © C. du Jeu 2008-2013 - <http://pydio.io/>



# Workspace

pydio

Workspace  
NeuroMat

+ Send Download Share More

All Folders Shared Bookmarks

NeuroMat

Recycle Bin

Recycle Bin  
> 2014/01/09 17:48

Workspaces

My Workspaces

NeuroMat  
Arquivos do NeuroMat

Usuário NeuroMat 01

Virtual folder (personal or shared with other users)

DROP FILES HERE

Pydio Community - Free non supported version © C. du Jeu 2008-2013 - <http://pydio.io/>

# Create file

The screenshot displays the Pydio NeuroMat web interface. At the top, the Pydio logo is on the left, and 'Workspaces' and 'Usuário NeuroMat 01' are on the right. Below the logo, 'Workspace NeuroMat' is shown. A search bar is located in the top right. The main interface is divided into three panels. The left panel shows a sidebar with 'All Folders', 'Shared', and 'Bookmarks'. The 'NeuroMat' folder is selected, showing a 'Recycle Bin'. The middle panel is the main workspace, currently empty. A red box highlights the '+' icon in the top left of the workspace, and another red box highlights the 'New folder' and 'New empty file' options in the top right. A red arrow points from the 'New empty file' option to a text box that says 'Create new directory or new empty file'. The right panel is titled 'Details' and shows a large 'i' icon with the text 'Select a file or folder to see its details here'. At the bottom, there is a 'DROP FILES HERE' label and a footer with 'Pydio Community - Free non supported version © C. du Jeu 2008-2013 - http://pydio.io/'.

pydio

Workspace  
NeuroMat

Workspaces ▾ Usuário NeuroMat 01

Search

All Folders Shared ★ Bookmarks

NeuroMat

Recycle Bin

+ Send Download Share More

New folder  
New empty file

Create new directory or new empty file

Details

Select a file or folder to see its details here

DROP FILES HERE

Pydio Community - Free non supported version © C. du Jeu 2008-2013 - <http://pydio.io/>

# Upload

The screenshot displays the Pydio NeuroMat web interface. At the top, the header includes the Pydio logo, a 'Workspaces' dropdown menu, and the user name 'Usuário NeuroMat 01'. Below the header, the main workspace is titled 'NeuroMat'. On the left sidebar, there are tabs for 'All Folders', 'Shared', and 'Bookmarks', with 'NeuroMat' selected. Under 'NeuroMat', a 'Recycle Bin' is visible. The central area features a toolbar with buttons: '+', 'Send', 'Download', 'Share', and 'More'. The 'Send' button is highlighted with a red box. Below the toolbar, two options are presented: 'From computer' and 'From remote server'. The 'From computer' option is also highlighted with a red box. A red arrow points from this option to a text box that says 'Upload your files'. The right sidebar contains a 'Details' section with a large information icon and the text 'Select a file or folder to see its details here'. At the bottom of the interface, there is a 'DROP FILES HERE' prompt and a footer with copyright information: 'Pydio Community - Free non supported version © C. du Jeu 2008-2013 - http://pydio.io/'.

pydio

Workspaces ▾ Usuário NeuroMat 01

Workspace  
NeuroMat

Search

All Folders Shared ★ Bookmarks

NeuroMat

Recycle Bin

+ Send Download Share More

From computer

From remote server

> 2014/01/09 17:48

Upload your files

Details

Select a file or folder to see its details here

DROP FILES HERE

Pydio Community - Free non supported version © C. du Jeu 2008-2013 - <http://pydio.io/>

# Options

The screenshot displays the Pydio NeuroMat web interface. At the top, the Pydio logo is on the left, and 'Workspaces' and 'Usuário NeuroMat 01' are on the right. Below the header, there's a toolbar with buttons for '+', 'Send', 'Download', 'Share', and 'More'. A red box highlights the 'More' button, with an arrow pointing to a text box that says: 'Menu with options, such as: rename, copy, move, delete and more.'

On the left sidebar, under 'All Folders', there's a list of folders including 'NeuroMat' and 'Recycle Bin'. A red arrow points from the 'Recycle Bin' folder to a text box that says: 'Right click on a folder shows this menu'. This points to a context menu that appears over the 'Recycle Bin' folder. The menu includes options: 'Explore', 'Rename', 'Copy', 'Move', 'Delete', 'Download', 'Share', 'Shortcut', and 'Toggle Bookmark'.

On the right, there's a 'Folder Info' panel for the 'NeuroMat' folder, showing its name and last modification date (2014/01/15 11:38).

At the bottom, there's a 'DROP FILES HERE' area and a footer with the text: 'Pydio Community - Free non supported version © C. du Jeu 2008-2013 - <http://pydio.io/>'.

# Download

The screenshot displays the Pydio NeuroMat web interface. At the top, the Pydio logo is on the left, and 'Workspaces' and 'Usuário NeuroMat 01' are on the right. Below the header, the 'Workspace NeuroMat' is shown. A toolbar contains buttons for '+', 'Send', 'Download', 'Share', and 'More'. The 'Download' button is highlighted with a red box. A red arrow points from this button to a context menu that appears over the 'NeuroMat' folder. This menu includes options like 'Explore', 'Rename', 'Copy', 'Move', 'Delete', 'Download' (highlighted with a red box), 'Share', 'Shortcut', and 'Toggle Bookmark'. Another red arrow points from the 'Download' option in the menu to a text box at the bottom. The left sidebar shows a folder tree with 'NeuroMat' and 'Recycle Bin'. The right sidebar shows 'Folder Info' for 'NeuroMat', including its name and last modification date. At the bottom, there is a 'DROP FILES HERE' area and a footer with copyright information.

pydio

Workspace NeuroMat

Workspaces Usuário NeuroMat 01

Search

All Folders Shared Bookmarks

NeuroMat

NeuroMat

Recycle Bin

NeuroMat

NeuroMat

2014/01/15 11:38

2014/01/09 17:48

Explore

Rename

Copy

Move

Delete

Download

Share

Shortcut

Toggle Bookmark

You can choose any option to download

DROP FILES HERE

Pydio Community - Free non supported version © C. du Jeu 2008-2013 - <http://pydio.io/>

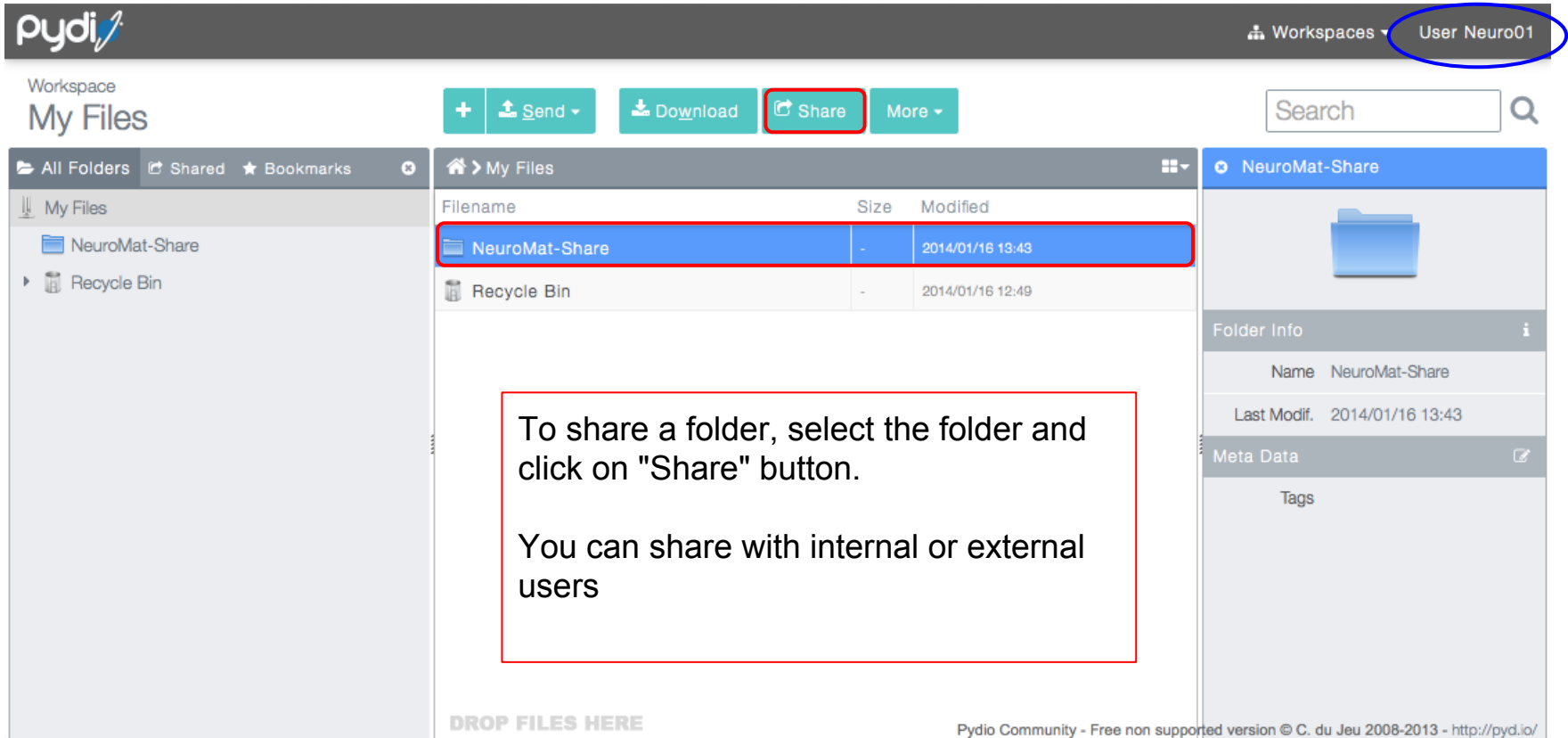
# Example of how to share

Example:

Workspace	Users
NeuroMat	neuro01 and neuro02
NUMEC	numec01 and numec02
Personal Workspace	other01

- neuro01 wants to share with numec02 and other01

# Share



The screenshot shows the Pydio web interface. At the top, the 'pydio' logo is on the left, and 'Workspaces' and 'User Neuro01' are on the right. Below the logo, 'Workspace My Files' is displayed. A toolbar contains buttons for '+', 'Send', 'Download', 'Share' (highlighted with a red box), and 'More'. On the left sidebar, 'All Folders', 'Shared', and 'Bookmarks' are visible, with 'My Files' expanded showing 'NeuroMat-Share' and 'Recycle Bin'. The main file list shows 'NeuroMat-Share' selected (highlighted with a blue box and red border) and 'Recycle Bin'. On the right, a sidebar for 'NeuroMat-Share' shows folder info and meta data. A red-bordered text box in the center contains instructions on how to share a folder.

pydio

Workspaces User Neuro01

Workspace  
My Files

+ Send Download Share More

All Folders Shared Bookmarks

My Files

NeuroMat-Share

Recycle Bin

Filename	Size	Modified
NeuroMat-Share	-	2014/01/16 13:43
Recycle Bin	-	2014/01/16 12:49

NeuroMat-Share

Folder Info

Name NeuroMat-Share

Last Modif. 2014/01/16 13:43

Meta Data

Tags

To share a folder, select the folder and click on "Share" button.

You can share with internal or external users

DROP FILES HERE

Pydio Community - Free non supported version © C. du Jeu 2008-2013 - <http://pydio.io/>

# Share

The screenshot displays the Pydi web interface. At the top, the 'pydi' logo is on the left, and 'Workspaces' and 'User Neuro01' are on the right. The main area is titled 'Workspace My Files'. On the left sidebar, there are tabs for 'All Folders', 'Shared', and 'Bookmarks'. Below these, a tree view shows 'My Files' containing 'NeuroMat-Share' and 'Recycle Bin'. The main content area shows a list of files with columns for 'Filename' and 'Size'. A 'Share folder' dialog box is open in the center, featuring a teal header with a share icon and a close button. The dialog has three options: 'New workspace', 'Public Minisite (no authentication required)', and 'Private Minisite (users authentication required)'. Each option includes a brief description of how the folder will appear to users. At the bottom of the dialog are buttons for 'Cancel' (a square with an 'X') and 'Share' (a blue arrow pointing right). In the background, the right sidebar shows a search bar and a detailed view of the 'NeuroMat-Share' folder, including its name, last modification date (2014/01/16 13:43), and a 'Meta Data' section with a 'Tags' field. The footer of the interface includes the text 'DROP FILES HERE' and a version notice: 'pydi version 0.0.1 (2013-2014) http://pydi.io/'.

pydi

Workspaces User Neuro01

Workspace  
My Files

All Folders Shared Bookmarks

My Files

NeuroMat-Share

Recycle Bin

Filename

NeuroMat

Recycle B

Share

Share folder

New workspace  
For both internal and external users, the folder will appear as a new workspace in the target users workspace list.

Public Minisite (no authentication required)  
For external users, the folder will appear at a new public adress as a simple file list.

Private Minisite (users authentication required)  
For internal or external users, the folder will appear at a new adress as a simple file list, but with user authentication required

Cancel Share

Search

NeuroMat-Share

Folder Info

Name NeuroMat-Share

Last Modif. 2014/01/16 13:43

Meta Data

Tags

DROP FILES HERE

pydi version 0.0.1 (2013-2014) http://pydi.io/



# Share

The image illustrates the process of sharing a folder in the Pydio application. It is composed of three main visual elements:

- Share Dialog Box (Center):** A modal window titled "Share" with a teal header. It contains two sections:
  - Share folder:** A section with a teal header. It includes a text box for "Workspace Label" containing "NeuroMat-Share" and an empty "Description" text box. Below this is a note: "The folder will appear to the shared users as a workspace with the following label."
  - User Access:** A section with a teal header. It includes a note: "Choose users or groups and set their access rights. 'Write' only will create an upload-only workspace." Below this is a table with columns "Read", "Write", and "Watch". A search box labeled "Existing or new user" is at the top. A list of users is shown below, with "User Numec02 (numec02)" selected. At the bottom, there is a checkbox labeled "Watch this folder content" and two buttons: a green checkmark and a red X.
- Pydio Interface (Left):** A screenshot of the Pydio application's "My Files" workspace. It shows a sidebar with "All Folders", "Shared", and "Bookmarks". The main area displays a list of folders, including "NeuroMat-Share".
- Pydio Interface (Right):** A screenshot of the Pydio application's "NeuroMat-Share" workspace. It shows a search bar, a folder icon, and a "Folder Info" section with details like "Name: NeuroMat-Share" and "Last Modif.: 2014/01/16 13:43".

# Share

The image illustrates the process of sharing a folder in the Pydio interface. It is divided into three main sections:

- Left Panel (My Files):** Shows the 'My Files' workspace with a sidebar containing 'All Folders', 'Shared', and 'Bookmarks'. The main area lists 'My Files' with sub-items 'NeuroMat-Share' and 'Recycle Bin'.
- Center Panel (Share dialog):** A modal window titled 'Share' with a close button. It contains:
  - Share folder:** A section stating 'The folder will appear to the shared users as a workspace with the following label.' Below this are input fields for 'Workspace Label' (filled with 'NeuroMat-Share') and 'Description'.
  - User Access:** A section with the instruction 'Choose users or groups and set their access rights. 'Write' only will create an upload-only workspace.' It includes a table with columns 'Read', 'Write', and 'Watch'.
  - Existing or new user:** A text input field.
  - User Access Table:**

	Read	Write	Watch
User Numec02	<input checked="" type="checkbox"/>	<input checked="" type="checkbox"/>	<input type="checkbox"/>
User Other01	<input checked="" type="checkbox"/>	<input type="checkbox"/>	<input type="checkbox"/>
  - Bottom:** A checkbox 'Watch this folder content' and two icons (a green checkmark and a red X).
- Right Panel (NeuroMat-Share workspace):** Shows the resulting workspace view. It includes a search bar, a folder icon, and a 'Folder Info' section with the following details:

Name	NeuroMat-Share
Last Modif.	2014/01/16 13:43

A 'Meta Data' section with a 'Tags' field is also visible.

# Share

pydio

Workspace  
My Files

Workspaces User Numec02

My Workspaces

- My Files  
Your personal workspace
- NUMEC  
Grupo NUMEC
- Shared with me
  - NeuroMat-Share  
Shared by neuro01 today at 10:34

Filename Size Modified

Recycle Bin	-	2014/01/16 13:53
-------------	---	------------------

Drop files here

Pydio Community - Free non supported version © C. du Jeu 2008-2013 - <http://pyd.io/>

User "neuro01" sharing files with user "numec02".

# Next steps

- To you

- If you want to use this service, send an email to [ribas@ime.usp.br](mailto:ribas@ime.usp.br)
  - Asking for your credentials
  - Telling me with who you will work

- To me

- Buy a valid certificate
- Create credentials
- Create the workspaces
  - NeuroMat
  - Small groups

**Thank You!**